

# KerraPro™



Pressure Reducing Pads **SACRUM/ANKLE**




**Crawford Healthcare Ltd**  
King Edward Court, King Edward Road,  
Knutsford, Cheshire, WA16 0BE UK

Tel +44 (0) 1565 654 920  
Email [info@crawfordpharma.com](mailto:info@crawfordpharma.com)  
[www.crawfordhealthcare.com](http://www.crawfordhealthcare.com)

KerraPro™ is a trade mark  
of Crawford Woundcare Ltd

© Copyright Crawford Healthcare Ltd, 2012.



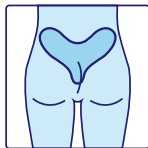
 Do not use if seal is broken

 See instructions for use

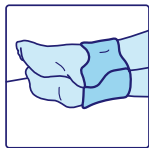


# Instructions for use

KerraPro Sacrum/Ankle can be used in many different locations on the skin to reduce pressure. Perfectly shaped to reduce pressure in the sacral area. They also conform and provide comfort and protection in very bony areas of the body such as shoulders, shoulder blades, hips and ankles.



Sacrum



Ankle



Shoulder

## Product description

- KerraPro pressure reducing pads are made from flexible and hard-wearing silicone – shown to withstand autoclave temperatures of 121°C without losing its properties.
- Silicone has the ability to redistribute pressure over bony prominences.

## Indications

- KerraPro is indicated for the prevention of pressure ulcers in at-risk patients as part of a pressure ulcer prevention programme.
- KerraPro is available in a range of sizes and shapes to reduce pressure in bony areas of the body where pressure damage can occur in at-risk patients.

## Contraindications

- Do not use if you have a known sensitivity to silicone.

## Method of use

- KerraPro must only be used on healthy, intact or recently healed skin. It is not a wound dressing and should never be placed on ulcerated or broken skin.
- It can be reused on the same patient. Simply wash with soap and water. KerraPro must be completely dry before re-application.

## Precautions

- If KerraPro is used on the face, take care not to block airways.

- If the skin condition deteriorates under KerraPro, remove product from skin and seek medical advice.

## Application

- Check the tamper-proof seal is unbroken. Do not use product if package or seal are broken.
- Remove from outer packaging and apply directly to the at-risk area(s).
- Silicone has a natural 'tack' which helps keep the pad in position. An appropriate retention dressing/bandage is needed to keep the pad securely in place, especially over awkwardly shaped areas.
- Ensure that the skin under KerraPro is clean and dry prior to applying the pad.

## Frequency of change

- KerraPro is not a wound dressing. The skin underneath KerraPro should be inspected regularly.
- KerraPro can be washed with soap and water, dried thoroughly and reused on the same patient.

## Storage

- No special storage conditions required.
- When not in use, clean and place product back into plastic packaging.